



Rockingham Lakes School Board Meeting – 25 October 2021

Progress against Business Plan 2021 – 2023 Targets

Domain	Target	Data
Learning Environment	Student and staff wellbeing data shows improvement.	To be discussed at future Board meetings
Relationships and Partnerships Leadership	Increase engagement with and improve results on the annual Parent National School Opinion survey.	Engagement has increased with the Survey with 109 responses in 2021 compared to 104 in 2019 (In 2019 the Survey was distributed twice due to the low numbers of responses when first sent out). Out of the 20 statements of the Parent Survey respondents agreed or strongly agreed to 16 statements and where unsure about 4 of the statements. Longitudinal data indicates that our results were similar to previous years.
	Improve School Board Self-Assessment survey results.	To be discussed at future Board meetings
	Increase the number of collaborative partnerships within and outside our school community that support student learning and wellbeing	To be discussed at future Board meetings
Student Achievement and Progress and	Achievement across all NAPLAN assessments to be similar to, or above, like schools	NAPLAN Achievement of Yr3 in 2021 was comparable to Like Schools in 2 of the 5 areas. The areas which are similar to Like Schools are Numeracy and Reading. The areas where we are below Like Schools are Writing, Spelling and Grammar and Punctuation. NAPLAN Achievement of Yr5 in 2021 was comparable to or above Like Schools in 4 of 5. The areas which are similar to Like Schools are in Numeracy, Reading, Spelling and Grammar and Punctuation. The areas where we are above Like Schools is Writing.
	Progress across all NAPLAN assessments to be similar to, or above, like schools.	NAPLAN Progress between Yr3 and 5 from 2019 to 2021 is above Like Schools in 2 of the 5 areas. When comparing the stable cohort against like schools - the areas which are above or similar to Like Schools are Numeracy and Writing. The areas where we are below Like Schools are Reading, Spelling and Grammar and Punctuation.
Teaching Quality	Provide increased opportunities for students to co-design, contribute and provide feedback in relation to their education and school environment.	To be discussed at future Board meetings

Relationships and Partnerships and Leadership Domains

Target: Increase engagement with and improve results on the annual Parent National School Opinion survey.

Rating	Score
Strongly agree	5
Agree	4
Unsure	3
Disagree	2
Strongly disagree	1
N/A	Nul

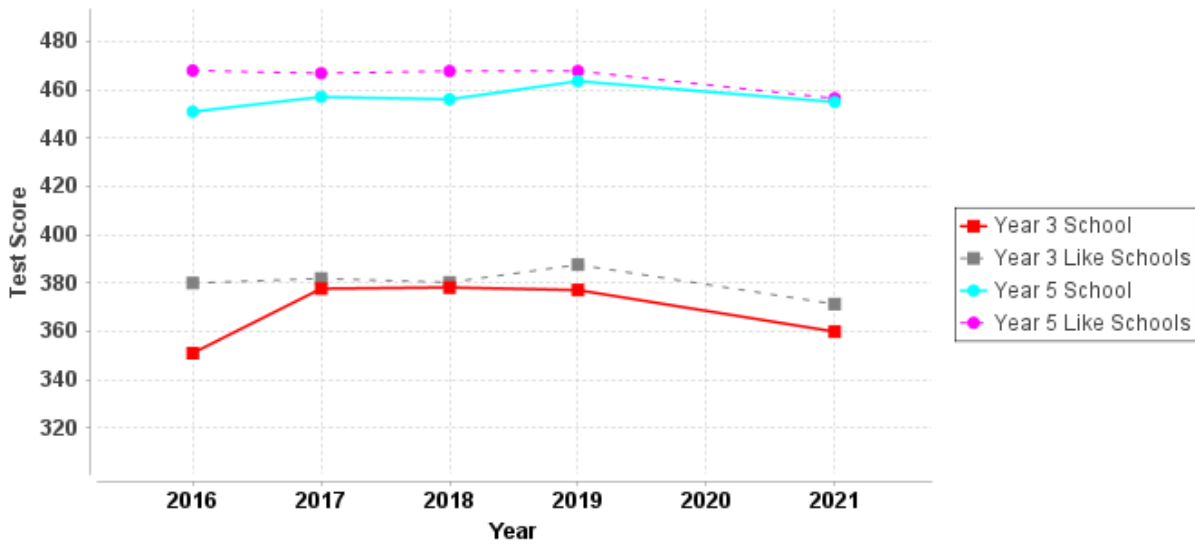
Parent Survey	2014	2016	2017	2018	2019	2021
Teachers at this school expect my child to do his or her best.	4.3	4.2	4.4	4.5	4.5	4.4
Teachers at this school provide my child with useful feedback about his or her school work.	4.3	4.2	4.1	4.4	4.4	4.2
Teachers at this school treat students fairly.	4.3	4.2	4.0	4.4	4.4	4.2
This school is well maintained.	4.2	4.0	4.4	4.4	4.3	4.2
My child feels safe at this school.	4.0	3.7	4.4	4.4	4.4	4.2
I can talk to my child's teachers about my concerns.	4.6	4.5	4.5	4.7	4.6	4.6
Student behaviour is well managed at this school.	3.6	3.5	3.6	3.9	4.1	3.8
My child likes being at this school.	4.3	4.2	4.5	4.5	4.5	4.3
This school looks for ways to improve.	4.0	3.8	4.0	4.2	4.2	4.0
This school takes parents' opinions seriously.	3.8	3.7	3.7	4.0	4.1	3.8
Teachers at this school motivate my child to learn.	4.4	4.4	4.3	4.5	4.5	4.2
My child is making good progress at this school.	4.3	4.3	4.3	4.4	4.3	4.1
My child's learning needs are being met at this school.	4.2	4.2	4.1	4.3	4.2	4.0
This school works with me to support my child's learning.	4.2	4.1	4.0	4.3	4.3	4.1
This school has a strong relationship with the local community.	3.8	3.6	3.8	3.9	3.9	3.7
This school is well led.	3.9	3.8	3.9	3.9	4.1	3.9
I am satisfied with the overall standard of education achieved at this school.	4.0	4.0	4.0	4.2	4.2	4.0
I would recommend this school to others.	4.2	4.1	4.3	4.2	4.3	4.0
My child's teachers are good teachers.	4.5	4.3				4.4
Teachers at this school care about my child.	4.6	4.5				4.4
I understand the roles and functions of the School Board			3.1	3.5	3.4	
The Board plays an important role in the promotion and development of the school			3.7	4.5	4.0	

Comment themes from 2021 Parent Survey Data	
Strengths	Improvement Areas
Quality staff who care about the students	School assemblies
GATE Program	Communication between the teacher and parent/caregivers

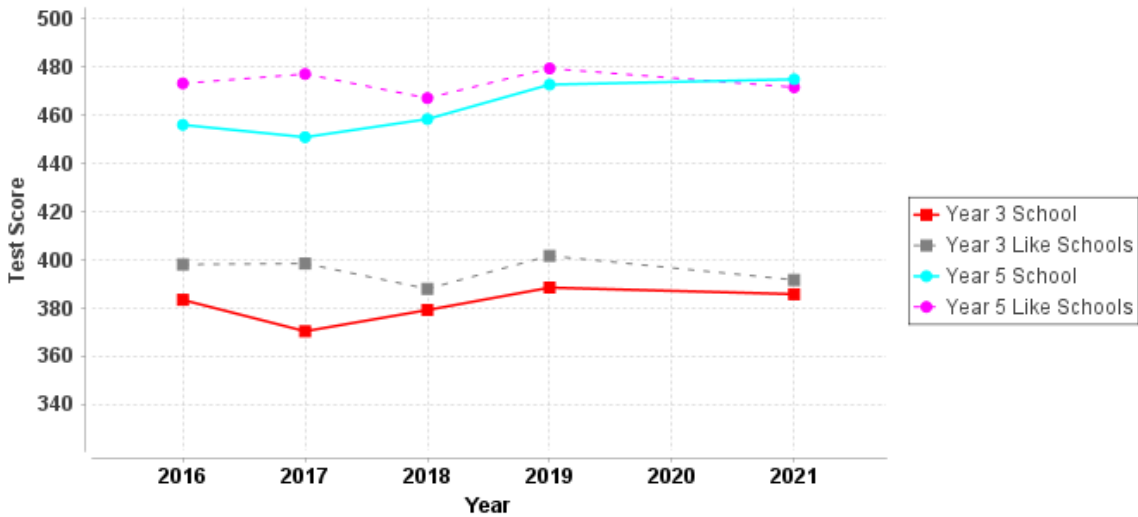
Student Achievement and Progress and Teaching Quality Domains

Target: Improve student achievement in NAPLAN to be comparable with Like Schools

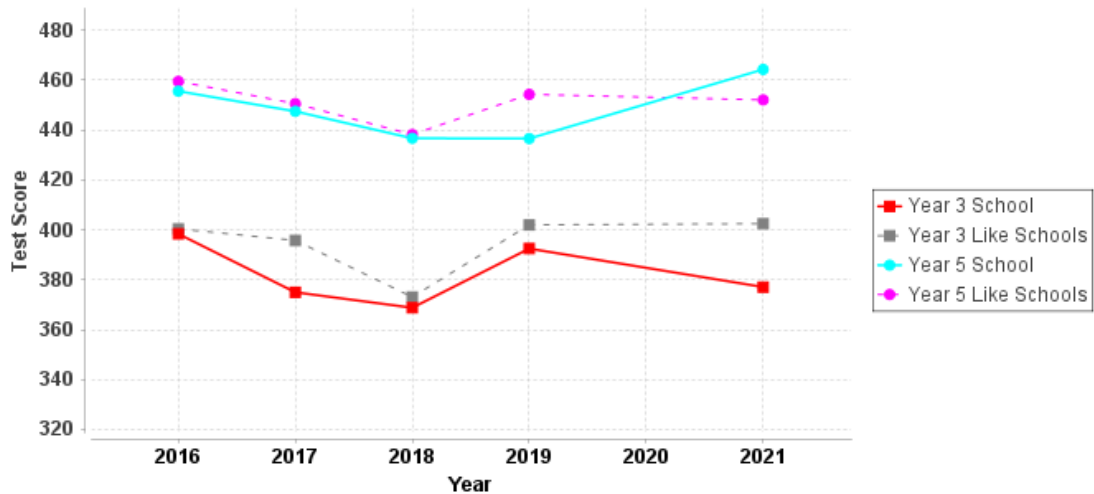
Average Numeracy Score



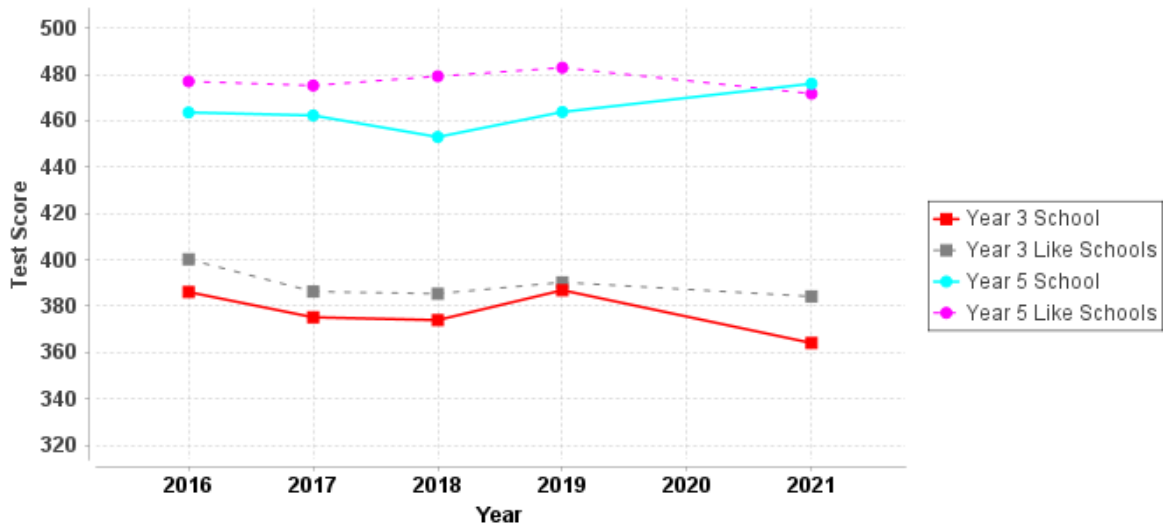
Average Reading Score



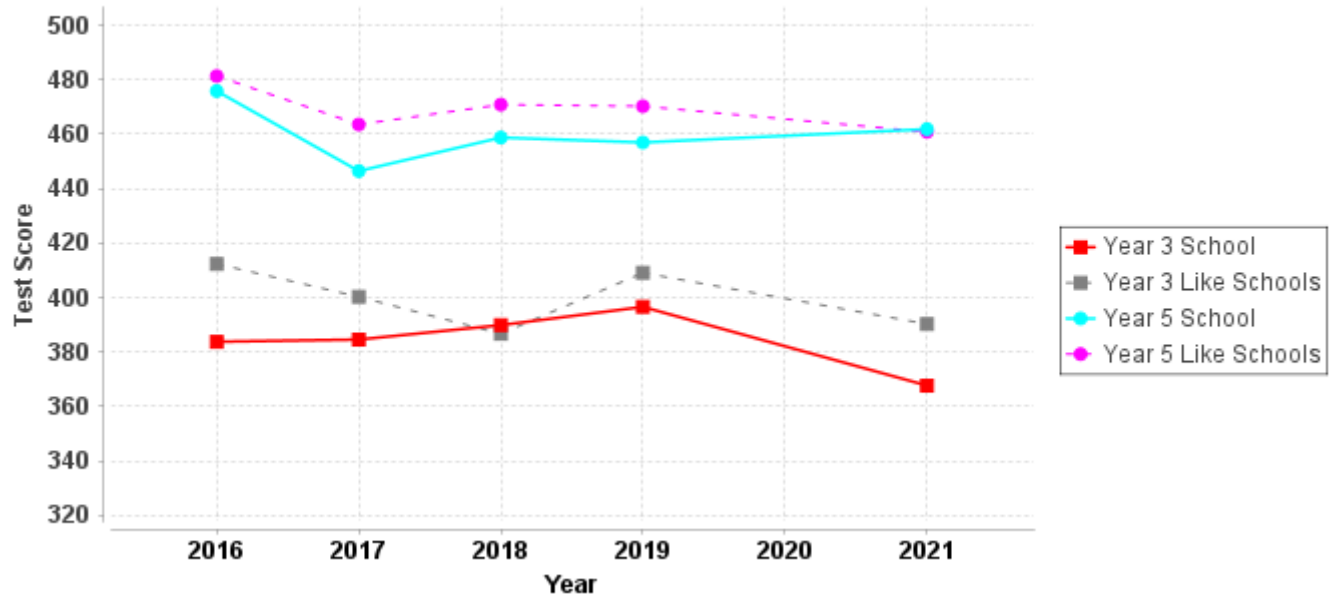
Average Writing Score



Average Spelling Score

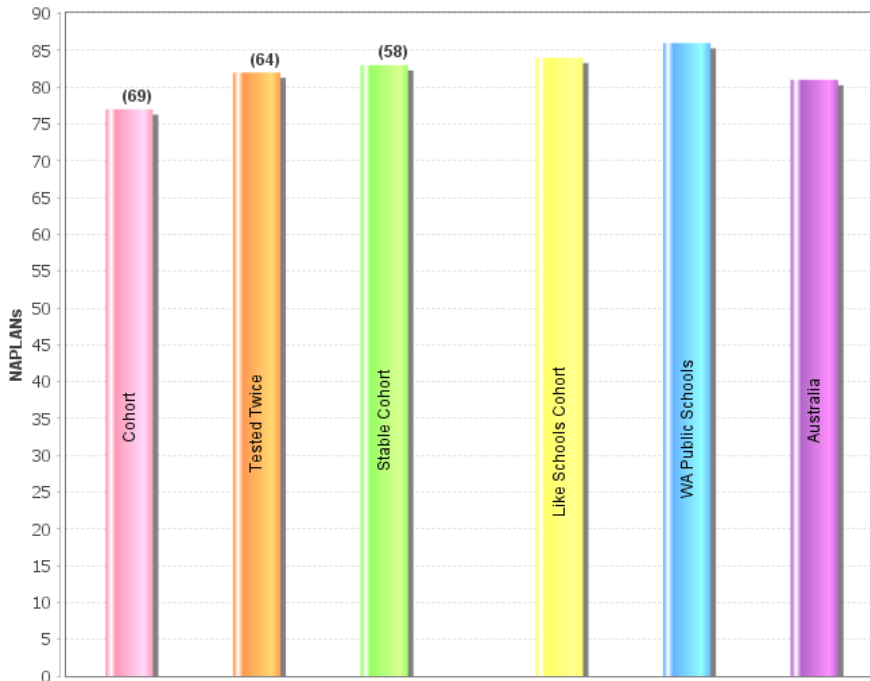


Average Grammar & Punctuation Score



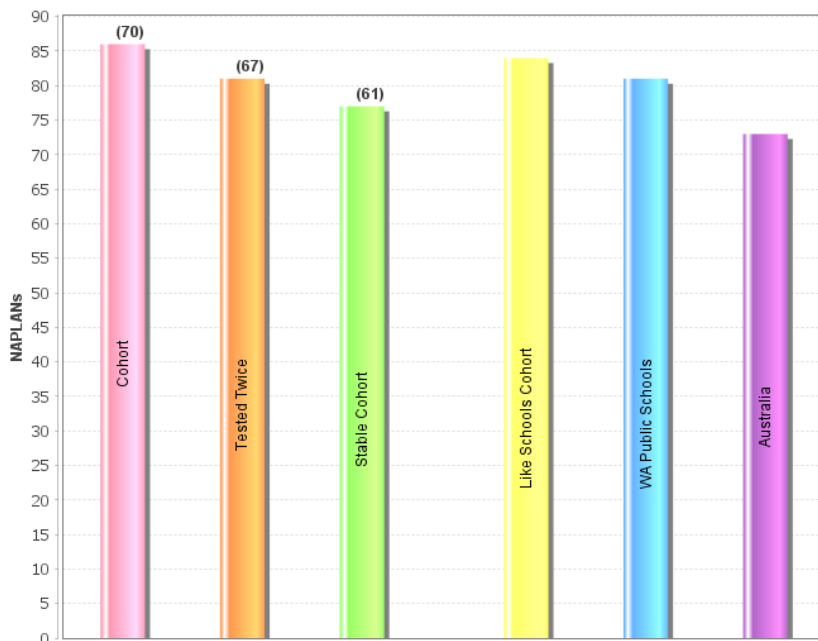
Target: **Progress** across all NAPLAN assessments to be similar to, or above, like schools.

Progress from Year 3 2019 to Year 5 2021 - Numeracy



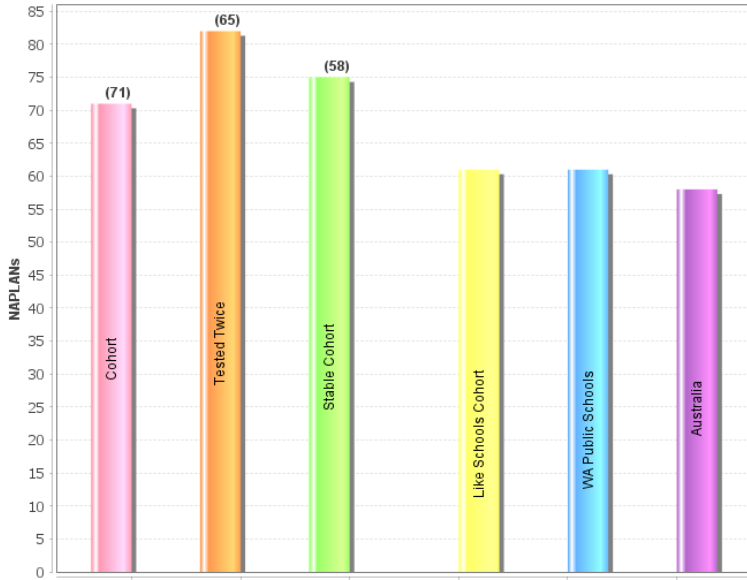
<- School Data | Comparative Data ->

Progress from Year 3 2019 to Year 5 2021 - Reading



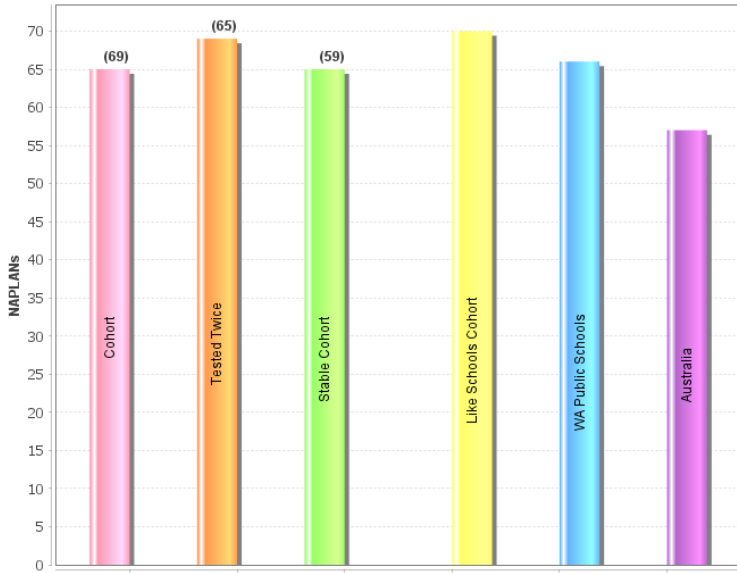
<- School Data | Comparative Data ->

Progress from Year 3 2019 to Year 5 2021 - Writing



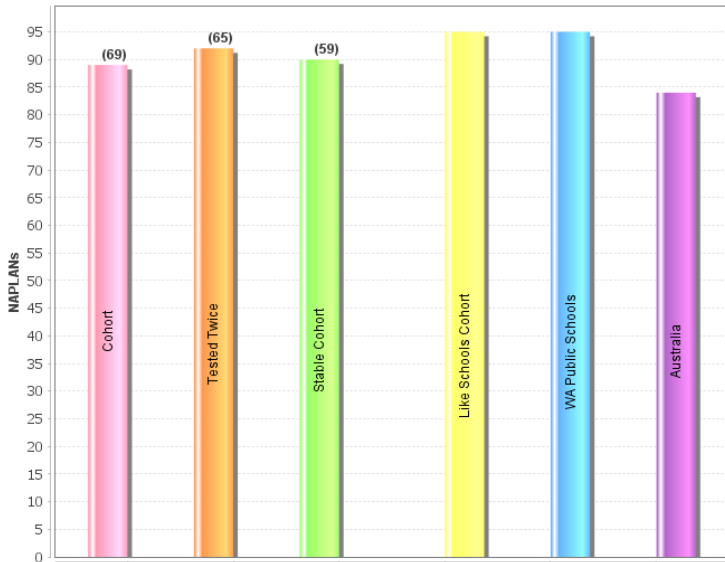
<- School Data | Comparative Data ->

Progress from Year 3 2019 to Year 5 2021 - Grammar & Punctuation



<- School Data | Comparative Data ->

Progress from Year 3 2019 to Year 5 2021 - Spelling



<- School Data | Comparative Data ->